

# Parkland at a Glance

## Enrollment Statistics<sup>1</sup>

- Total students served<sup>2</sup>: **327,065**
- Credit student 2017-18 headcount<sup>3</sup>: **12,238**
- Credit student 2017-18 FTE<sup>4</sup>: **5,210**
- Student-Faculty ratio for Fall 2018<sup>5</sup>: **17:1**
- Credit student Fall 2018<sup>5</sup> census: **7,074**
- Credit student Fall 2018<sup>5</sup> census FTE : **4,274**

## Student Characteristics<sup>5</sup>

- % Female: **46%** / % Male **54%**
- % Ethnicity (Minimum 1 %)
  - % Caucasian: **57%**
  - % African-American: **14%**
  - % Unknown: **12%**
  - % Hispanic/Latino: **9%**
  - % Asian: **5%**
  - % Native American: **1%**
- % Residency Status
  - % In-District: **78%**
  - % Out-of-District: **18%**
  - % International: **3%**
  - % Out-of-State: **2%**
- % Full-Time: **41%** / % Part-Time **59%**
- % of area high school graduates of 2018 attending Parkland in Fall 2018<sup>6</sup>: **27.9%**

## Financial Aid<sup>7</sup>

Average amount of grant or scholarship aid from the federal government, state/local government, the institution, and other sources known to the Institution for 2016-2017: **\$4,271**

Average federal student loan in 2016-17: **\$4,111**  
 Average Pell Grant in 2016-17: **\$3,629**

Percent of undergraduate students receiving Pell grants in 2016-2017: **31%**

<sup>1</sup> Percentages are rounded and may not add to 100%

<sup>2</sup> Total students served to date, as of 10/18/2018

<sup>3</sup> Annual enrollment based on FY2018 A1 dataset

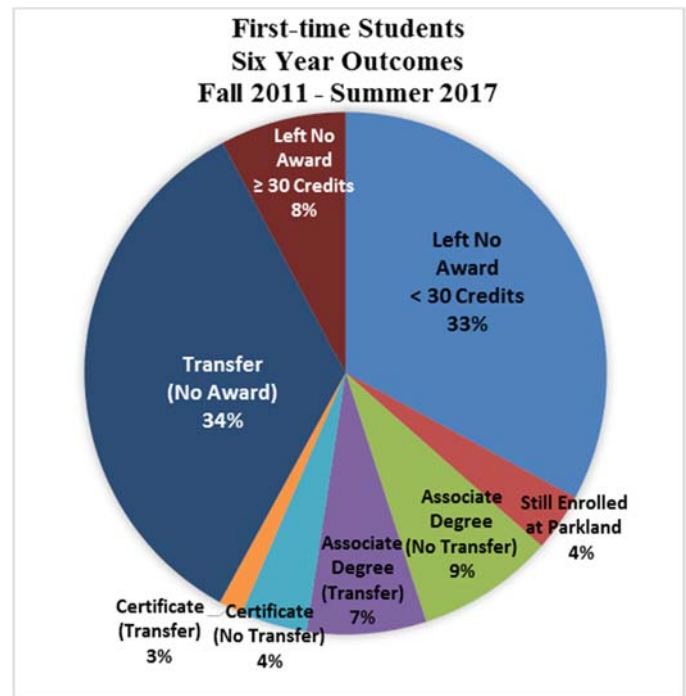
<sup>4</sup> Full-Time Equivalent

<sup>5</sup> Based on FY2019 E1 and C1 datasets using IPEDS definition

<sup>6</sup> Source: Parkland College Admissions and Records

<sup>7</sup> Based on IPEDS student financial aid 2017-2018 report

## Measures of Success<sup>8</sup>



- Number of degrees and certificates awarded to Parkland graduates, FY2018<sup>9</sup>: **1,630 Total**

## What Parkland Students Do After Graduation<sup>10</sup>

Placement of A.A.S. career graduates:

- Employed: **91%**
- Of Employed, % career-related: **86%**
- Continued education: **31%**

Continuing education of transfer graduates:

- Continued education: **83%**
- Transferred to a 4-year institution: **71%**

## 2015 ICCB Economic Impact Study

- A Parkland graduate can expect a lifetime earnings *gain* over a 40 year career of \$799,000. This is a 61% increase over those not completing a Parkland degree program.
- 2002 Parkland graduates paid an estimated \$6.7 million in state taxes and \$265 million in Federal taxes over the next decade.

<sup>8</sup> FY2018 Voluntary Framework of Accountability (VFA)

<sup>9</sup> Based on A2 annual completions dataset

<sup>10</sup> Based on 2017 graduate follow-up surveys

## Student Transfers to Four- Year Institutions:

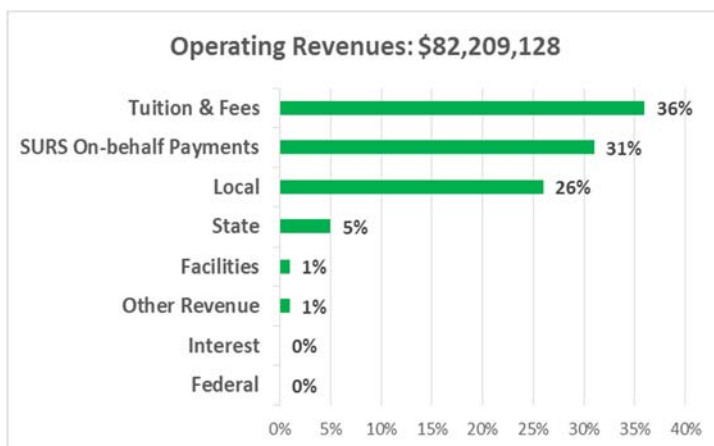
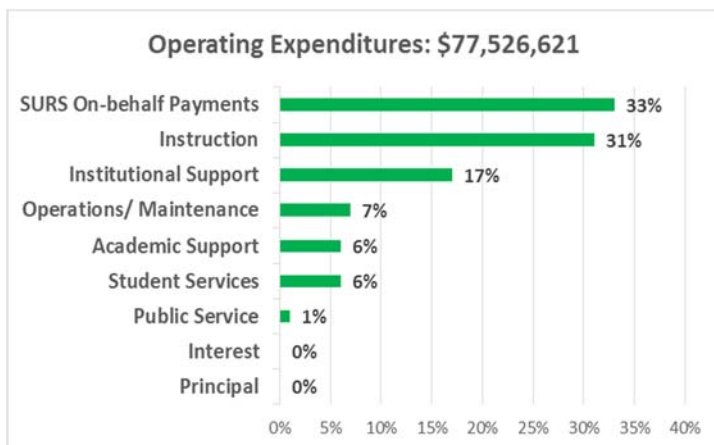
Percent of total transfers based on FY2018 National Student Clearinghouse Data<sup>11</sup>

- Univ of Illinois at Urbana/Champaign : **17%**
- Eastern Illinois University: **7%**
- Illinois State University: **6%**
- Southern Illinois-Carbondale: **3%**
- University of Illinois-Chicago: **2%**
- Other Illinois Universities: **14%**
- Transfer Out of State: **52%**

## Employees<sup>12</sup>

- Full-time faculty: **159**
- Part-time faculty: **260**
- Staff: **289**

## FY 2018 Parkland College Finances<sup>13</sup>



<sup>11</sup> Transfer numbers here are limited to those who have completed at least 12 credit hours at Parkland and may include some concurrent enrollment

<sup>12</sup> Based on FY2019 C1 dataset

<sup>13</sup> Source: Parkland College FY2018 Comprehensive Annual Financial Report

## 2018-2019 Tuition and Fees

- Resident of District 505: **\$164.00**
- In-State, Out of District 505<sup>14</sup>: **\$370.00**
- Out of State/International<sup>15</sup><sup>16</sup>: **\$529.00**

## Parkland Foundation<sup>17</sup>

- Total Gift Income: **\$1,681,786**
- Total Donors: **749**

## Percent of donors who gave to Parkland

- Alumni and Parents: **6.8%**
- Faculty/Staff: **8.6%**
- Other individuals: **51%**
- Corporations: **25%**
- Trustees: **8.4%**

## Degrees Conferred

Over 120 degree and certificate programs

Credentials include Associate in Arts; Associate in Science; Associate in Engineering Science; Associate in Fine Arts; Associate in Applied Science; Associate in General Studies; Certificates

Certain advanced degree programs are available through university partnerships

## History

Parkland College was founded in 1966

## Accreditation

Since 1972, Parkland College has been accredited by the North Central Association of Colleges and Schools, Higher Learning Commission

## College President

Thomas R. Ramage, Ed.D.

## District 505 Service Area

Most of Champaign, Piatt, Ford, and Douglas counties. Parts of DeWitt, McLean, Iroquois, Vermilion, Livingston, Edgar, Coles, and Moultrie counties.

<sup>14</sup> For internet courses the tuition plus fees is \$245.50 per credit hour

<sup>15</sup> For internet courses the tuition plus fees is \$300.50 per credit hour

<sup>16</sup> Nonresident tuition plus fees for Ford ASSET and Case New Holland is \$245.50

<sup>17</sup> FY2018